

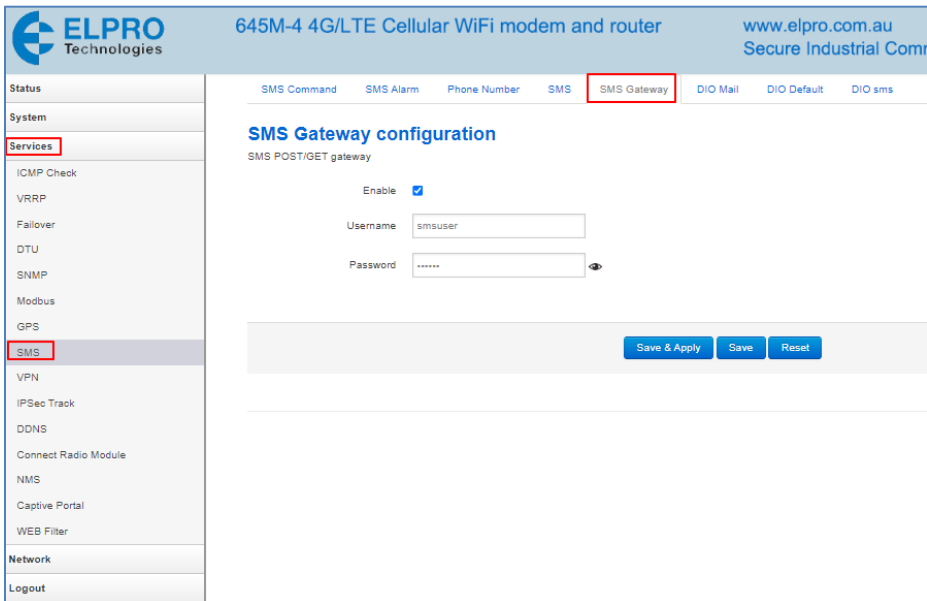
## Support Note –645M-4 SMS Gateway

### Application

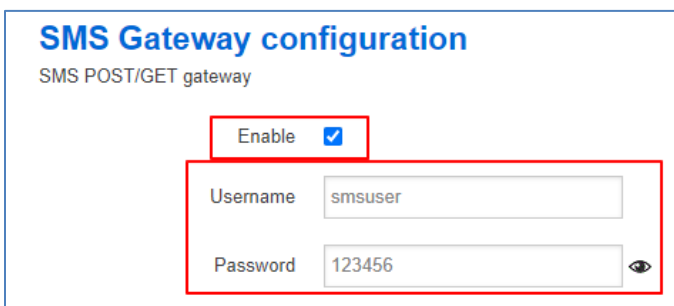
The 645M-4 cellular modem can send an SMS message by pasting a command string into a Web browser.

### Configuration

Open modem Web GUI – Services/SMS/SMS Gateway



Enable and save the Gateway and configure a “Username” and “Password”



Type the following command (exactly as it is shown below) into a Web browser URL

`http://IP Address/cgi-bin/sms_send?username=smsuser&password=123456&text=Text message to send&number=61418456377`

Substituting the flowing for your own configuration.

**IP Address** = IP address of the Modem, i.e 192.168.1.1

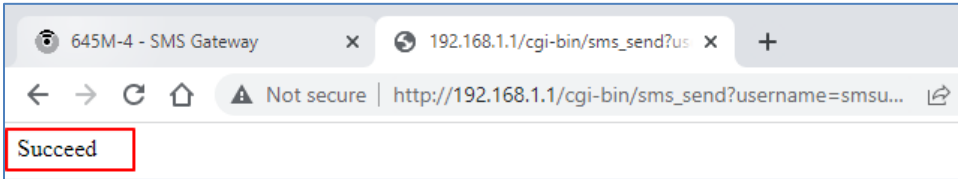
**username=smsuser** = As per configuration on the SMS Gateway page.

**password=123456** = As per configuration on the SMS Gateway page.

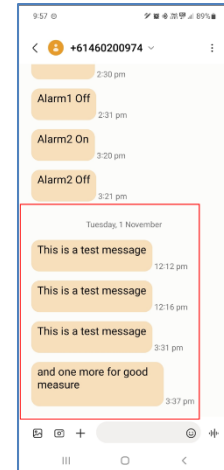
**Text message to send** Text message you wish to send.

**61418456377** = Phone number you wish to send to. Note: can use local or international numbering, i.e 61 is international country code followed by the cellular number (418456377).

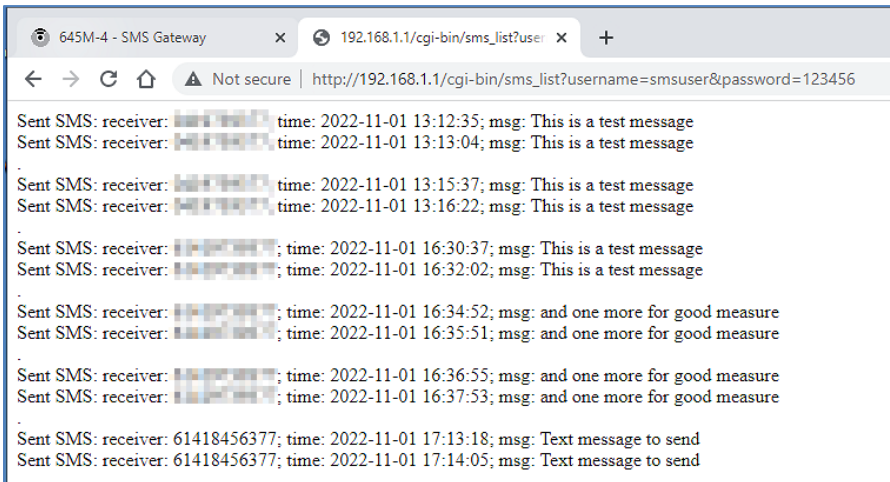
When pasted you should get a “Succeed” indication which shows the format was valid.



You then should receive the message on your phone.



You can also type the Following into a URL to see all SMS messages received by the router, See example below.



## Amendment Register:

Issue No.	Date	Details of Amendment
1.0	2/11/2020	Draft Issue