

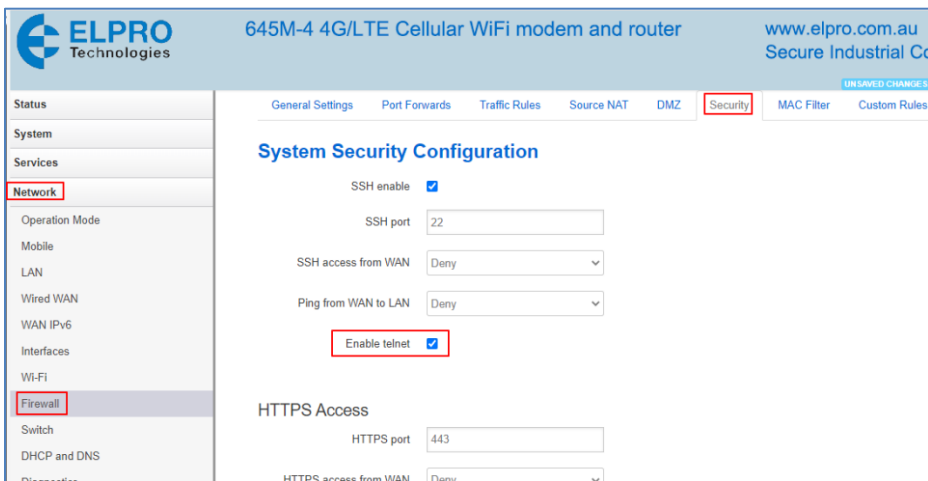
## Support Note –645M-4 SMS via Telnet.

### Application

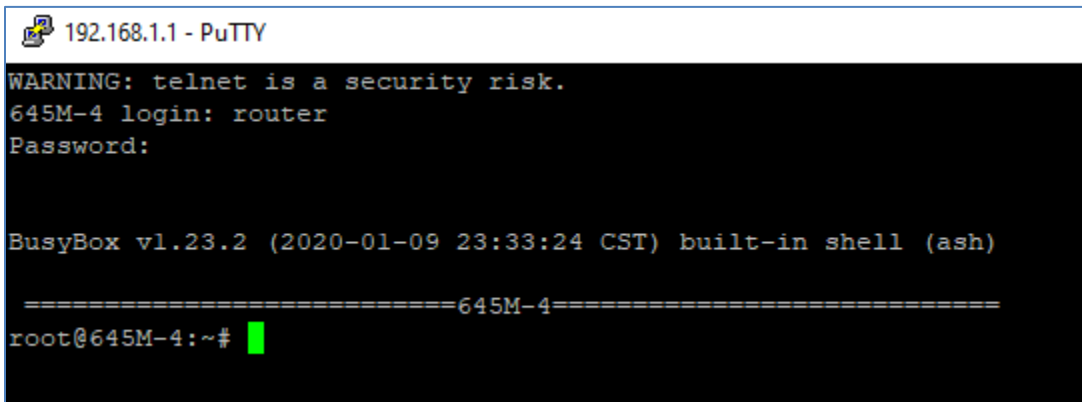
The 645M-4 cellular modem can send an SMS message by connecting to the modem via Telnet and sending an SMS message.

### Configuration

Enable Telnet on the Network / Firewall / Security web page (only required is Connecting via the WAN)



Use Putty.exe to connect to the Router via Telnet (port 23). See Screenshot below.



Use the following log-in below.

Username: router

Password: admin!@#

When connected you can send the following command (in BLUE) to send a message to the Mobile number.

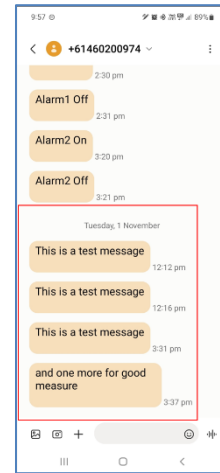
```
/etc/system/sms_send 0460200974 "This is a test message"
```

0460200974 is the Mobile Phone number you wish to send the message to.

“This is a test message” is the message content.

Phone number can be with or without the international country code, i.e. AU = 61 and can have a “+” at the front.

You should then see an SMS message received on the mobile Phone.



### Amendment Register:

Issue No.	Date	Details of Amendment
1.0	5/5/2023	Draft Issue